

**DESCRIPTION**

A truly universal model that may be used as a suspension block on an insulator, pole bracket, crossarm bracket, or any of the various accessories shown below.

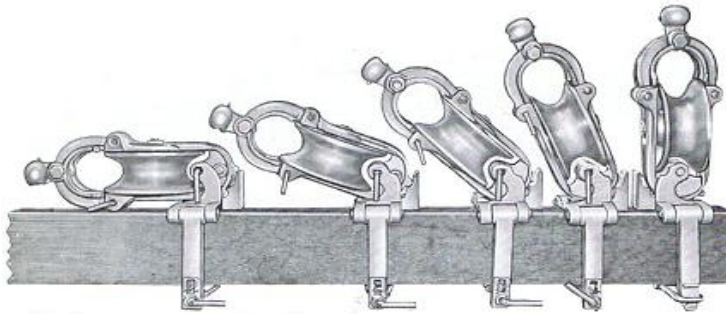
Attaches to crossarm bracket or accessories in any of five positions without extra fittings by a single, non-loseable safety locking pin.

Made from high strength aluminum alloys cast in permanent molds for uniformity.

All bolts, pins, nuts, etc. are plated to retard rusting.

High-quality self-lubricating bronze, twin ball, or tapered roller bearings are optional in all models.

Conductive Neoprene, or Urethane liners are available on all models.



**SERIES 2 CROSSARM BRACKETS**

Any of five positions: Vertical - 67-1/2° - 45° - 27-1/2° and right angle are possible without extra attachments. A single, self-locking handle pin handle securely locks block.

No. 2B Bracket for use with A5053 Block. No. 2A Bracket for use with A5072 Block.



**WITH SOCKET EYE**



**WITH STIFF SWIVEL HOOK**



**WITH LOOSE SWIVEL HOOK**

**A5000 SERIES  
UNIVERSAL STRINGING BLOCKS**

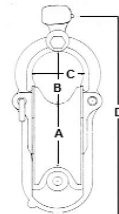


MODEL NUMBER	SHEAVE DIAMETER	CONDUCTOR CAPACITY		WORKING LOAD POUNDS	WEIGHT POUNDS
		WITHOUT LINERS	WITH LINERS		
A5053	5"	2"	1-3/4"	2,000	7
A5072	7"	2"	1-3/4"	2,500	10
<b>BLOCK WITH 3" UPLIFT ROLLER</b>					
A50723	7"	2"	1-3/4"	2,500	13
<b>BLOCK WITH 7" UPLIFT ROLLER</b>					
A50727	7"	2"	1-3/4"	2,500	16

Load ratings are based on average lead angle when conductors are strung under normal stringing conditions and are conservative. Load capacities are reduced when blocks are used with brackets in angle positions.

Conductors and pulling line should be grounded.

SPECIFICATIONS				
MODEL NUMBER	A	B	C	D
A5053	2-1/2"	3-1/4"	2-5/8"	12"
A5072	4-1/2"	3-1/2"	3"	14-1/2"



For outside curves to 45°. No. 5 Accessory used on post insulator.



Attached to horizontal post insulator. No. 5 accessory only.




Used on post insulator. For outside curves to 45°. No. 5 accessory only.




Opened for removing conductor. Note the position and clearance.

The No. 5 Accessory adapts to most vertical and horizontal line post insulators. Unique in design, it has an adjustable slide section that enables the lineman to adjust it to fit the clamp receptacle in the insulator.





No. 4 Universal Bracket  
shown on crossarm.  
No. 4 Accessory only.



No. 4 Universal Bracket  
shown on pole. 3 positions.  
No. 4 Accessory only.

The No. 4 Universal Brackets may be clamped to either a crossarm or a pole, and the block may be used either vertically or four angle positions.



SUSPENSION FITTINGS	
	
SOCKET EYE	EYE HOIST HOOK

